



G2

Terminal de control acces si pontaj cu senzor de amprente si cititor de card

Imagine



YLI ETERNIT ACCES srl
A.: HAIDUCULUI 3A, CLUJ-NAPOCA
T.: +40 264 484989
W.: WWW.YLI.RO



Descriere

G2 este un terminal de control acces si pontaj cu senzor de amprente si cititor de carduri EM 125 kHz. Acesta inglobeaza cel mai nou si inovativ senzor de amprente Silk ID 3D NFPV. Cu ajutorul tehnologiei avansate, terminalul detecteaza cu usurinta amprente uscate, umede sau chiar amprente de pe degetele aspre comportandu-se exceptional chiar si in conditii de iluminare puternica. Datorita noului hardware este posibila inrolarea a pana la 20.000 de amprente (optional chiar 40.000 de amprente) si a pana la 20.000 de carduri, precum si memorarea a pana la 200.000 de evenimente.

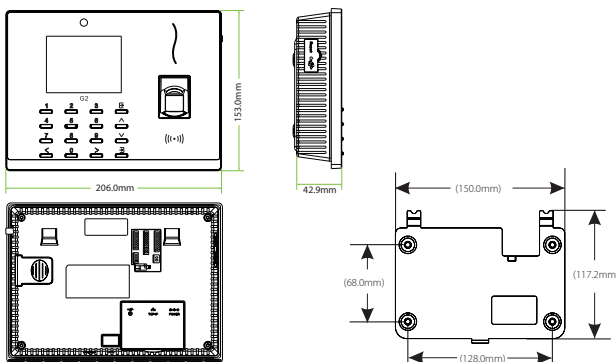
Caracteristici

- Interfata grafica moderna si interactiva
- Management simplu, scalabil
- Senzor amprente Silk ID revolutionar (alive finger)
- Poate citi carduri EM 125KHz
- Ecran LCD cu diagonala de 3.5", Voce HI-FI
- Moduri de identificare multiple: amprenta/ card/ PIN
- Capacitate mare de stocare evenimente: 200.000
- Capacitate: 20.000 amprente si 20.000 carduri 20.000 PIN
- Alarma anti-demontare

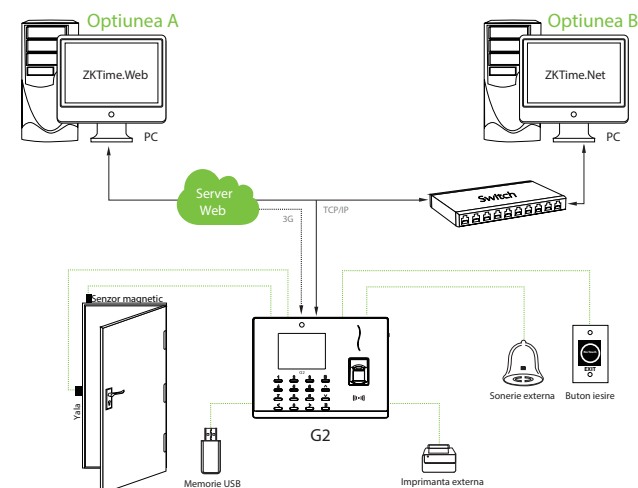
Specificatii

- Comunicatie: TCP-IP, USB host, Wiegand I/O
- Control acces: incuetoare, iesire alarma, iesire sonerie, buton iesire, senzor usa, senzor anti - demontare
- Functii standard: cod operatie, integrare WDMS (ZKTime Web), DST, SMS, sonerii programate, schimbare status automat, interogare inregistrari, ID Foto, anti-passback, imagine fundal si screen saver personalizat
- Hardware: CPU 1.2 GHz, 128 MB RAM/ 256 MB Flash
- Software: ZKTime Web, ZKTime.Net 3.0, ZKAccess 3.5, WDMS
- Alimentare: 12Vcc/ 0.5A, baterie (optional)
- Temperatura: 0°C ~ +45°C
- Umiditate: 20% ~ 80%
- Dimensiuni: 206(L) x 153(H) x 42.9(A)mm
- Masa bruta: 1.195 kg

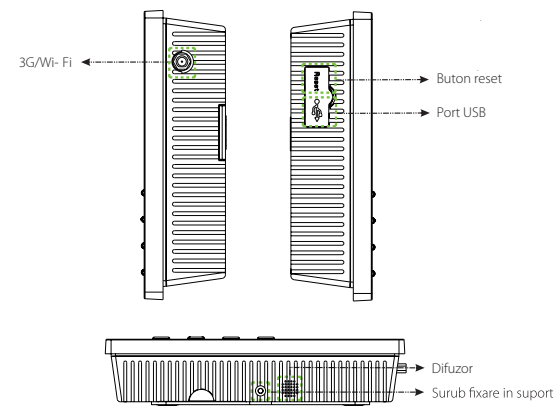
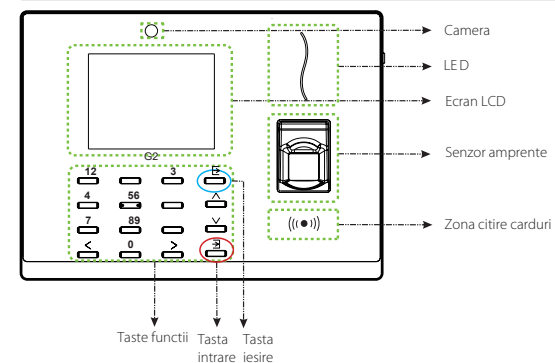
Dimensiuni



Configuratie



Parti si functii



G2 Terminal de control acces si pontaj cu senzor de amprente si cititor de card FISA TEHNICIA

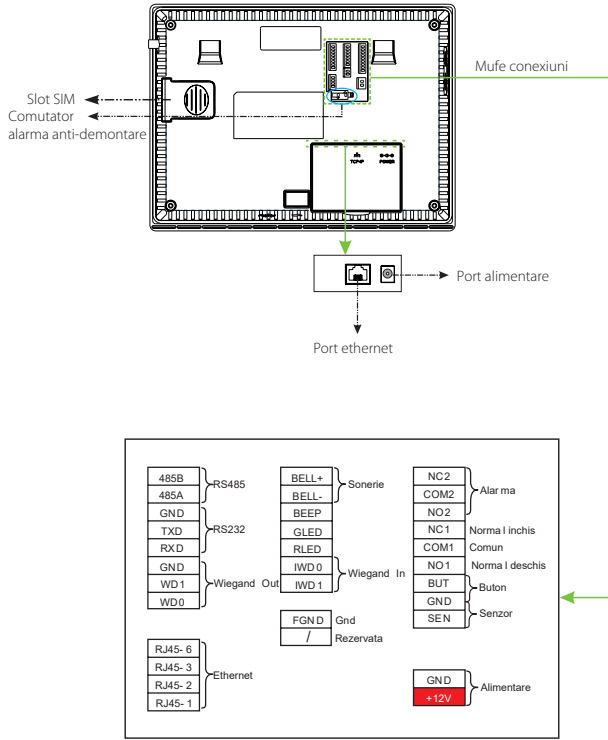
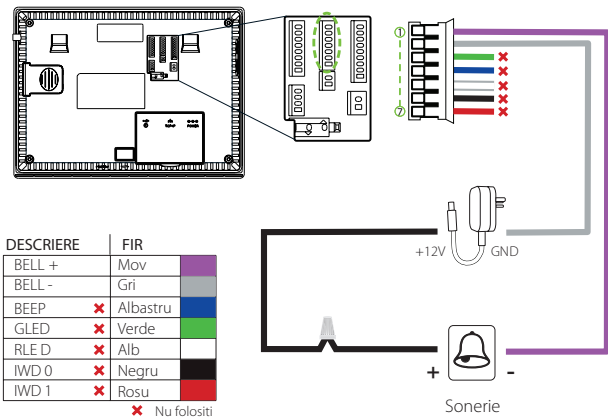


YLI ETERNIT ACCES srl
 A.: HAIDUCULUI 3A, CLUJ-NAPOCA
 T.: +40 264 484989
 W.: WWW.YLI.RO

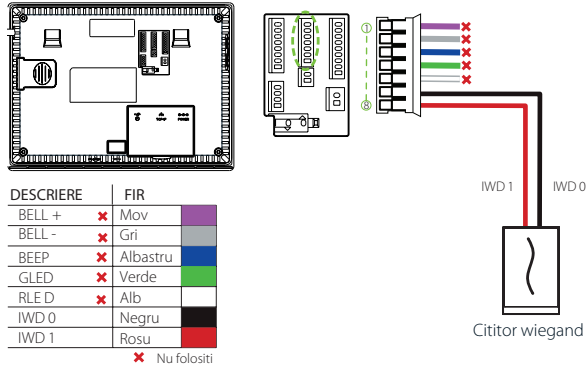
G2 Terminal de control acces si pontaj cu
 senzor de amprente si cititor de card
 FISA TEHNICIA

Scheme conexiuni

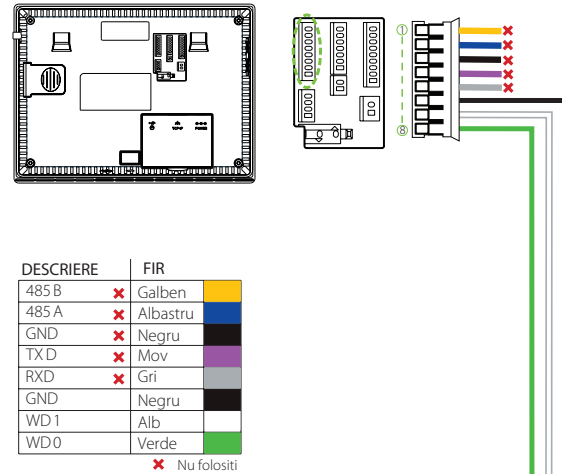
Conectare sonerie externa



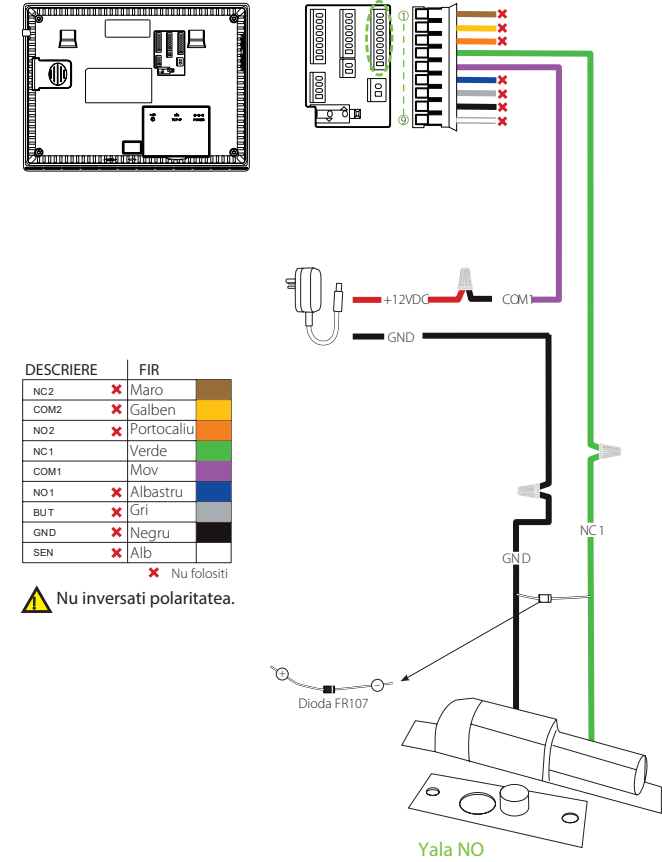
Conexiune wiegand IN



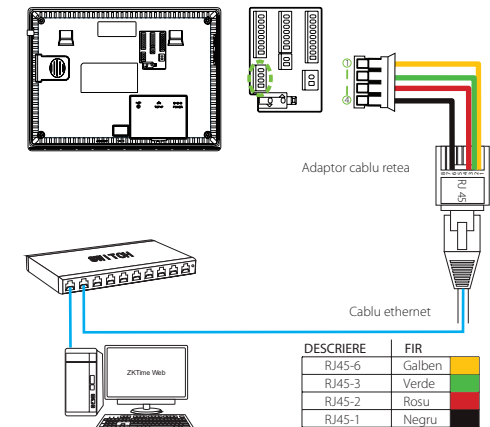
Conexiune wiegand OUT



Conexiune yala NO alimentata din sursa externa



Conexiune retea

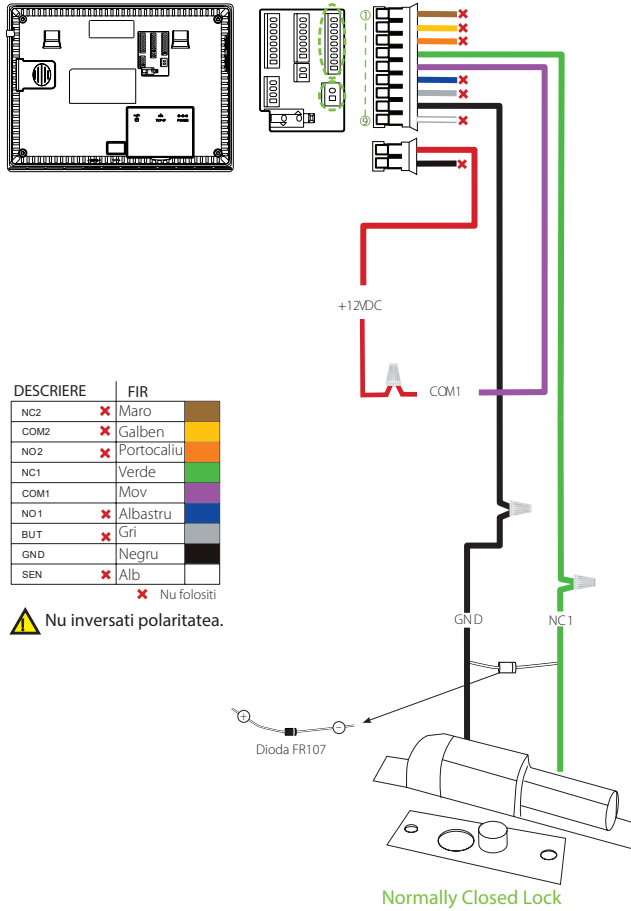




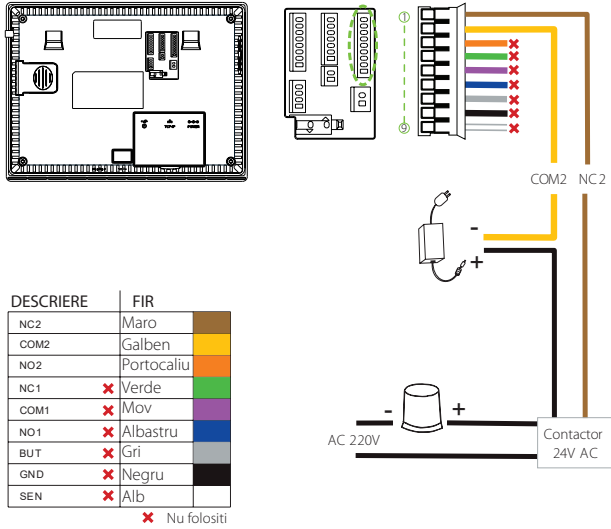
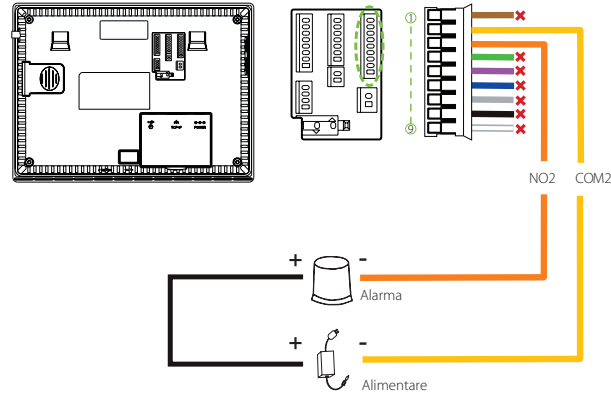
YLI ETERNIT ACCES srl
 A.: HAIDUCULUI 3A, CLUJ-NAPOCA
 T.: +40 264 484989
 W.: WWW.YLI.RO

G2 Terminal de control acces si pontaj cu
 senzor de amprente si cititor de card
 FISA TEHNICIA

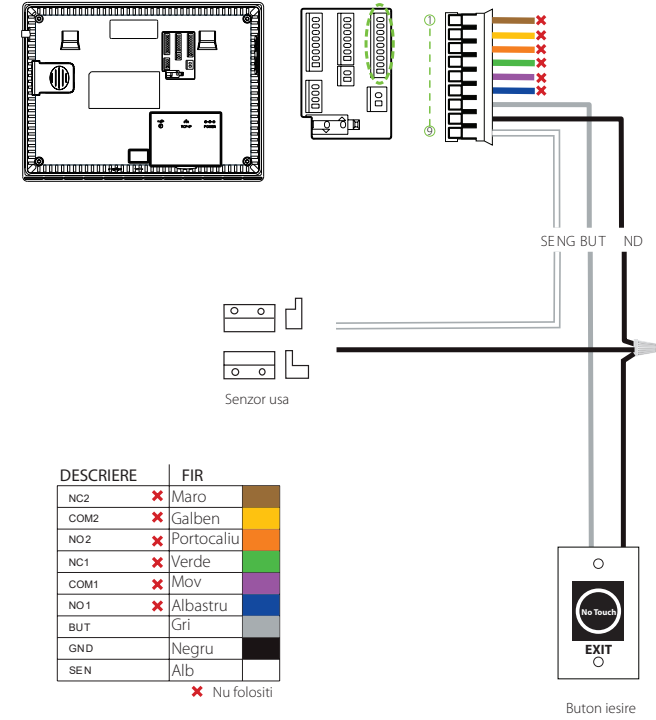
Yala alimentata din sursa comuna



Conexiune alarma



Conexiune senzor usa si buton de iesire



Observatii

**EEE FAC OBIECTUL UNEI
 COLECTARI SEPARATE**