



CP12-1.2

Acumulator stationar 12V 1.2Ah

Imagine



YLI Eternit Acces
A: Haiducului 3 A
T.: 0040-264-484 989
W.: www.yli.ro

CP12-1.2
Acumulator stationar 12V 1.2Ah

Utilizari:

- Alarmer
- Echipamente electronice
- Lanterne
- Cantare electrice
- Iluminat de urgenta
- Interfoane
- Jucarii electrice
- Televiziune prin cablu
- Sisteme de semnalizare si control

Specificatii:

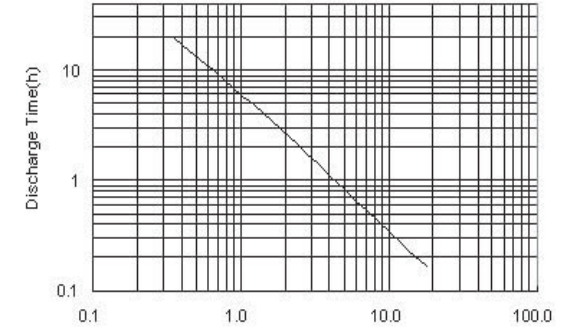
- Tensiune: 12V DC
- Capacitate: 1,2 Ah
- Dimensiuni: 97x53x43 mm
- Temperatura normala de functionare: 25°C
- Curent maxim de incarcare recomandat: 0.3A

Conexiuni

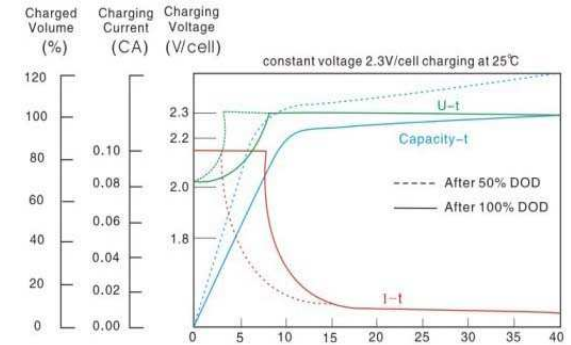
Conexiunea corecta a bateriei este foarte importanta, daca bornele nu sunt conectate corect pot defecta sursa de alimentare.

Borna rosie + 12 V iar borna neagra - 12V.

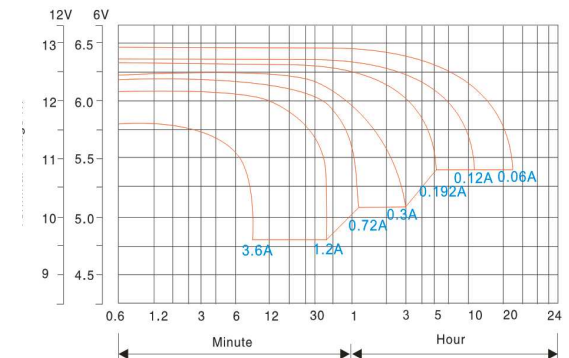
Curent de descarcare



Timp de incarcare



Timp de descarcare



Capacitate Nominala	20 hour rate(0,06A)	1,2AH
	10 hour rate(0,12A)	1,14AH
	5 hour rate(0,192A)	0,96AH
	27 min rate(1,2A)	0,54AH
	7 min rate(3,6A)	0,42AH

Observatii



EEE FAC OBIECTUL UNEI COLECTARI SEPARATE